



## Venus Projection Light (IC Version)

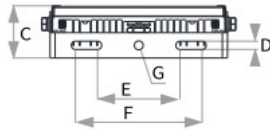
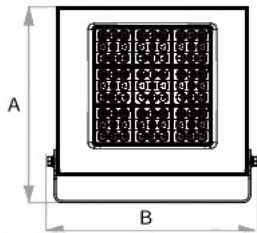


### Product Parameter

### IP66 LM80 RoHS

| Model            | Power    | Input voltage | Luminous Flux | Luminous Efficacy | CCT         | CRI   | Angle | Power factor |
|------------------|----------|---------------|---------------|-------------------|-------------|-------|-------|--------------|
| TG-QMX-0200-E01L | 200W±10% | 200-240VAC    | 20000Lm±10%   | 100Lm/W±10%       | 3000K\6500K | Ra>80 | 60°   | >0.95        |
| TG-QMX-0300-E01L | 300W±10% | 200-240VAC    | 30000Lm±10%   | 100Lm/W±10%       | 3000K\6500K | Ra>80 | 60°   | >0.95        |

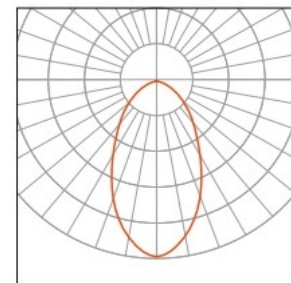
### Size of product



Unit: mm

| Model            | A     | B     | C  | D   | E   | F   | G   |
|------------------|-------|-------|----|-----|-----|-----|-----|
| TG-QMX-0200-E01L | 255.5 | 274.2 | 59 | 8.5 | 135 | 185 | φ13 |
| TG-QMX-0300-E01L | 305.5 | 325.2 | 59 | 8.5 | 160 | 210 | φ13 |

Optical distribution curve diagram



Average beam angle (50%): 60 degrees

### Packaging Information

| Model            | Carton size           | Qty per Carton | Volume                   | Gross Weight | 20GP    | 40HQ     |
|------------------|-----------------------|----------------|--------------------------|--------------|---------|----------|
| TG-QMX-0200-E01L | 505*298*288mm (L*W*H) | 8pcs/ctn       | 0.04334112m <sup>3</sup> | 2.30kg       | 4430pcs | 12552pcs |
| TG-QMX-0300-E01L | 345*380*338mm (L*W*H) | 6pcs/ctn       | 0.04334112m <sup>3</sup> | 3.24kg       | 3250pcs | 9207pcs  |



## Venus Projection Light (Driver Version)

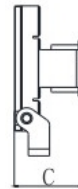
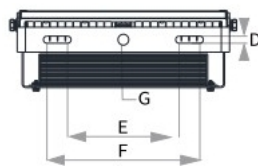
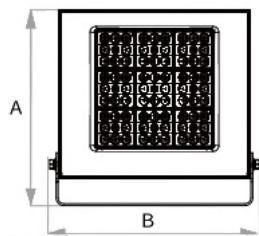


### Product Parameter

**IP66 LM80 RoHS**

| Model            | Power    | Input voltage | Luminous Flux | Luminous efficacy | CCT         | CRI   | Angle | Power factor |
|------------------|----------|---------------|---------------|-------------------|-------------|-------|-------|--------------|
| TG-QMX-0200-N01L | 200W±10% | 120-240VAC    | 30000Lm±10%   | 150Lm/W±10%       | 3000K\6500K | Ra>80 | 60°   | >0.95        |
| TG-QMX-0300-N01L | 300W±10% | 120-240VAC    | 45000Lm±10%   | 150Lm/W±10%       | 3000K\6500K | Ra>80 | 60°   | >0.95        |

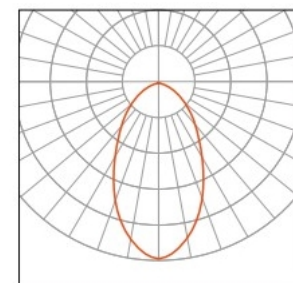
### Size of product



Unit: mm

| Model            | A     | B     | C     | D   | E   | F   | G   |
|------------------|-------|-------|-------|-----|-----|-----|-----|
| TG QMX 0200 N01L | 255.5 | 274.2 | 105.8 | 8.5 | 135 | 185 | φ13 |
| TG-QMX-0300-N01L | 305.5 | 325.2 | 103.8 | 8.5 | 160 | 210 | φ13 |

Optical distribution curve diagram



Average beam angle (50%): 60 degrees

### Packaging Information

| Model            | Carton size           | Qty per Carton | Volume                   | Gross Weight | 20GP    | 40HQ     |
|------------------|-----------------------|----------------|--------------------------|--------------|---------|----------|
| TG QMX 0200 N01L | 505*298*288mm (L*W*H) | 8pcs/ctn       | 0.04334112m <sup>3</sup> | 2.30kg       | 4430pcs | 12552pcs |
| TG-QMX-0300-N01L | 345*380*338mm (L*W*H) | 6pcs/ctn       | 0.04334112m <sup>3</sup> | 3.24kg       | 3250pcs | 9207pcs  |