




TEST REPORT IEC 60529 Degrees of protection provide by enclosure(IP code)	
Report Number	Q01A26041384L01301
Date of issue	2026-05-25
Total number of pages	8 pages
Name of Testing Laboratory preparing the Report	Guangdong GTG Testing Technology Co., Ltd.
Applicant's name	Shenzhen Fluence Lighting Technology Co., Ltd.
Address	B701, Building 1, Tian'an Digital City Innovation Park, No.475 Huangge North Road,Huanggekeng Community, Longcheng Street,Longgang District, Shenzhen.
Test specification:	
Standard	IEC 60529:1989+A1:1999+A2:2013
Test procedure	IP65 Test,IP55Test
Non-standard test method	N/A
Test Report Form No	01-L-Q024-1A
Test Report Form(s) Originator	GTG
Master TRF	Dated 2024-01-19
General disclaimer:	
<p>The test results presented in this report relate only to the object tested.</p> <p>This report shall not be reproduced, except in full, without the written approval of the Testing Laboratory.</p> <p>The authenticity of this Test Report and its contents can be verified by contacting the GTG, responsible for this Test Report.</p>	
Responsible Testing Laboratory (as applicable), testing procedure and testing location(s):	
<input checked="" type="checkbox"/> Testing Laboratory:	Guangdong GTG Testing Technology Co., Ltd.
Testing location/ address	1-2/F., Building A, and 1/F., Building B, No.11, & Room 102, Unit 1, and Room 101 Unit 2, Building 1, No.9, Zongbu 2nd Road, Songshan Lake High-Tech Industrial Development Zone, Dongguan, Guangdong, China
Tested by (name, function, signature)	Jayson Zhou Project handler 
Reviewed by (name, function, signature)	Jax Zhuang Reviewer 
Approved by (name, function, signature) ...	Sandy Chen Authorized Signatory 

Test item description:	Smart Bright Solar All-in-One Street Light	
Trade Mark:	/	
Manufacturer:	Same as applicant	
Model/Type reference:	CP-SL01-0055-E02S,CP-SL01-0080-E02S,CP-SL01-0125-E02S CP-SL01-0035-E02S	
Ratings:	14-34.5VDC,55-125W	
List of Attachments (including a total number of pages in each attachment): Attachment 1: Photo		
Summary of testing:		
Tests performed (name of test and test clause): IEC 60529:1989+A1:1999+A2:2013	Testing location: Guangdong GTG Testing Technology Co., Ltd. 1-2/F., Building A, and 1/F., Building B, No.11, & Room 102, Unit 1, and Room 101 Unit 2, Building 1, No.9, Zongbu 2nd Road, Songshan Lake High-Tech Industrial Development Zone, Dongguan, Guangdong, China	
Summary of compliance with National Differences: List of countries addressed N/A		
Copy of marking plate: The artwork below may be only a draft. The use of certification marks on a product must be authorized by the respective NCBs that own these marks. N/A		

Test item particulars : /	
Classification of installation and use : /	
Supply Connection : /	
..... : /	
Possible test case verdicts:	
- test case does not apply to the test object..... : N/A	
- test object does meet the requirement..... : P (Pass)	
- test object does not meet the requirement..... : F (Fail)	
Testing :	
Date of receipt of test item : 2025-08-18 2026-05-21	
Date (s) of performance of tests : 2025-08-18	
General remarks:	
<p>"/(See Enclosure #)" refers to additional information appended to the report. "/(See appended table)" refers to a table appended to the report.</p> <p>Throughout this report a <input type="checkbox"/> comma / <input checked="" type="checkbox"/> point is used as the decimal separator.</p> <p>The test report Q01A26041384L01301 is based on previous test report Q01A25071476L00301, Add a model: CP-SL01-0035-E02S, no testing involved. others are consistent with the original report.</p> <p>The previous report Q01A25071476L00301 was replaced by report Q01A26041384L01301, The original report Q01A25071476L00301 is invalid.</p>	
Manufacturer's Declaration per sub-clause 4.2.5 of IEC 60529:	
The application for obtaining a CB Test Certificate includes more than one factory location and a declaration from the Manufacturer stating that the sample(s) submitted for evaluation is (are) representative of the products from each factory has been provided..... :	<input type="checkbox"/> Yes <input checked="" type="checkbox"/> Not applicable
When differences exist; they shall be identified in the General product information section.	
Name and address of factory (ies) : Huizhou Fluence Lighting Technology Co., Ltd. 4F, 1F, Workshop No. 3, Xingping West Road, Dongjiang Hi-tech Industrial Park, Zhongkai Hi-Tech Zone, Huizhou	
General product information:	
- All models are same, only difference is power and size. - Unless otherwise specified, the model CP-SL01-0125-E02S was chosen as representative model to perform all test - This product is suitable for mounting on normally flammable surfaces. - Only the most unfavorable results are recorded in this report. -The IP65 test pointer tests the LED module of the product, while IP55 only tests the casing part of the product.	

IEC 60529			
Clause	Requirement – Test	Result - Remark	Verdict
11	General requirements for tests		P
11.1	Atmospheric conditions for water or dust tests	IP65,IP55: 25.3°C, 62%R.H,94 kPa	P
11.2	Test samples	The tests specified are Commissioned tests.	P
11.3	Application of test requirements and interpretation of test results		P
11.4	Combination of test conditions for the first characteristic numeral		P
11.5	Empty enclosures		N/A
12	Test for protection against access to hazardous parts indicated by the first characteristic numeral		N/A
12.1	Access probes	Not considered.	N/A
12.2	Test conditions		N/A
12.3	Acceptance conditions		N/A
12.3.1	For low-voltage equipment. (Rated voltage not exceeding 1000V a.c. and 1500V d.c.)		N/A
12.3.2	For high-voltage equipment(Rated voltage exceeding 1000V a.c. and 1500V d.c.)		N/A
12.3.3	For equipment with hazardous mechanical parts		N/A
13	Test for protection against solid foreign objects indicated by the first characteristic numeral		P
13.1	Test means		P
	Test means and the main test conditions are given in table 7	IP6X(LED module),IP5X(Product enclosure)	P
13.2	Test conditions for first characteristic numerals 1, 2, 3, 4		N/A
13.3	Acceptance conditions for first characteristic numerals 1, 2, 3, 4		N/A
13.4	Dust test for first characteristic numerals 5 and 6	IP6X(LED module),IP5X(Product enclosure)	P
13.5	Special conditions for first characteristic numeral 5	IP5X(Product enclosure)	P
13.5.1	Test conditions for first characteristic numeral 5	IP5X(Product enclosure)	P
13.5.2	Acceptance conditions for first characteristic numeral 5	IP5X(Product enclosure)	P
13.6	Special conditions for first characteristic numeral 6	IP6X(LED module)	P
13.6.1	Test conditions for first characteristic numeral 6	IP6X(LED module)	P
13.6.2	Acceptance conditions for first characteristic numeral 6	IP6X(LED module)	P
14	Test for protection against water indicated by the second characteristic numeral		P


IEC 60529			
Clause	Requirement – Test	Result - Remark	Verdict
14.1	The test means and the main test conditions are given in table 8	IPX5	P
14.2	Test conditions		P
	Test means and main test conditions are given in table 8		P
	During the tests for IPX1 TO IPX6 the water temperature should not differ by more than 5K from the temperature of the specimen under test		P
	For IPX7 details of the water temperature are given in 14.2.7		N/A
	Test for second characteristic numeral 8, the test conditions are subject to agreement between manufacturer and user, but they shall be more severe than those prescribed in 14.2.7 and they shall take account of the condition that the enclosure will be continuously immersed in actual use		N/A
14.2.1	Test for second characteristic numeral 1 with the drip box		N/A
14.2.2	Test for second characteristic numeral 2 with the drip box		N/A
14.2.3	Test for second characteristic numeral 3 with oscillating tube or spray nozzle		N/A
14.2.4	Test for second characteristic numeral 4 with oscillating tube or spray nozzle		N/A
14.2.5	Test for second characteristic numeral 5 with the 6.3mm nozzle		P
14.2.6	Test for second characteristic numeral 6 with the 12.5mm nozzle		N/A
14.2.7	Test for second characteristic numeral 7: temporary immersion between 0.15m and 1m		N/A
	The test is made by completely immersing the enclosure in water in its service position as specified by the manufacturer so that the following conditions are satisfied		N/A
	a) the lowest point of enclosures with a height less than 850mm is located 1000mm below the surface of the water		N/A
	b) the highest point of enclosures with a height equal to or greater than 850mm is located 150mm below the surface of the water		N/A
	c) the duration of the test is 30min		N/A
	d) the water temperature does not differ from that of the equipment by more 5K		N/A
14.2.8	Test for second characteristic numeral 8: continuous immersion subject to agreement		N/A
14.2.9	Test for second characteristic numeral 9 by high pressure and temperature water jetting		N/A

IEC 60529			
Clause	Requirement – Test	Result - Remark	Verdict
	The test is made by spraying the enclosure with a stream of water from a standard test nozzle as shown in Figures 7, 8 and 9.		N/A
	The set-up for measuring the impact force of the water jet is given in Figure 10.		N/A
	The distribution force shall be verified at upper and lower limits of distance tolerance range (see Figure 11).		N/A
	a) For small enclosures (largest dimension less than 250 mm), the enclosure shall be mounted on the test device shown in Figure 12.		N/A
	b) For large enclosures (largest dimension greater than or equal to 250 mm), the enclosure shall be mounted as per intended use. The entire exposed surface area of the enclosure shall be subjected to the spray at some point during the test procedure.		N/A
14.3	After testing in accordance with the appropriate requirements of 14.2.1 to 14.2.9 the enclosure shall be inspected for ingress of water	No water has entered.	P
	It is the responsibility of the relevant technical committee to specify the amount of water which may be allowed to enter the enclosure and the details of a dielectric strength test		N/A
	In general, if any water has entered, it shall not:		N/A
	–be sufficient to interfere with the correct operation of the equipment or impair safety		N/A
	–deposit on insulation parts where it could lead to tracking along the creepage distances		N/A
	–reach live parts or windings not designed to operated when wet		N/A
	–accumulate near the cable end or enter the cable if any		N/A
	If the enclosure is provided with drain-holes, it should be proved by inspection that any water which enters does not accumulate and that it drains away without doing any harm to the equipment		N/A
	For enclosure without drain-holes, the relevant product standard shall specify the acceptance conditions if water can accumulate to reach live parts		N/A
15	Test for protection against access to hazardous parts indicated by the additional letter		N/A
15.1	Access probes	No additional letter	N/A
	The access probe are given in table 6		N/A
15.2	Test conditions		N/A
	The access probe is pushed against any openings of the enclosure with the force specified in table 6		N/A
15.3	Acceptance conditions		N/A

IEC 60529			
Clause	Requirement – Test	Result - Remark	Verdict
	Test for the additional letter B		N/A
	Test for the additional letter C and D		N/A

Attachment 1: Photo

Details of: Outlook view
Remark:



Details of: Outlook view
Remark:



---End of Report---